



River Publishers

River Publishers Book Catalogue

Series in Research and Business
Chronicles: Biotechnology and
Medicine

The River Publishers Series in Research and Business Chronicles: Biotechnology and Medicine


Q Fever

Author: Svetoslav P. Martinov, National Diagnostic and Research Veterinary Medical Institute, Sofia, Bulgaria

ISBN: 9788793519497

Available From: February 2017

Price: € 90.00



Description:

Information on the changing epidemiology and expanding nosological range of Q fever in humans has gained much attention in the past decade. Q fever is a zoonotic disease caused by the highly infectious pathogen *Coxiella burnetii* and has global distribution with important health, social and economic implications. A number of other properties and characteristics of the causative agent and disease, define Q fever as a lasting and difficult veterinary and epidemiological problem, namely: the adaptability of *C. burnetii* and its high resistance in the external environment; the possibility of the existence of the agent in three- and two-member parasitic systems; the availability of natural and agricultural foci of infection; peculiarities of pathogenesis in humans and animals, and the mechanisms of excretion of the pathogen into the environment; and the high susceptibility of non-immune populations of animals and people. Given that *C. burnetii* is included in the arsenal of bacteriological weapons as agent with potential bioterrorist threat must be borne in mind the strategic importance of this microorganism

This book summarizes and analyzes the scientific facts and developments about Q Fever researched worldwide and performed by the author to propose a system for monitoring, control and prevention covering the main necessary actions, measures and activities in the fight against this fever. There is an uneven level of knowledge of Q fever in animals and humans in various countries on the planet, while the assessment of the relevance of the problem is often ambiguous and unrealistic in terms of veterinary, medical and social and economic aspects, which can result in an incomplete diagnosis, inaccurate information about the spread of disease and lack of purposeful struggle.

The scientific topics discussed include:

- Biological, morphological and immunological properties of *Coxiella burnetii*
- Diagnosis, clinical forms and manifestations, pathologic changes
- Epidemiology of Q fever in animals and humans
- Prevention and Control

Contact River Publishers


Phone: +13-176899634 , +31-(0)-6-46573673
Email: customercare@riverpublishers.com
www.riverpublishers.com

The Netherlands Office

Lange Geer 44,
2611 PW Delft
The Netherlands

Denmark Office

Alsbjergvej 10
9260 Gistrup
Denmark



The River Publishers Series in Research and Business Chronicles: Biotechnology and Medicine

The Stem Cell Microenvironment and its Role in Regenerative Medicine and Cancer Pathogenesis

Editors:

Cristian Pablo Pennisi, Aalborg University, Denmark

Mayuri Sinha Prasad, Indiana University-Purdue University Indianapolis, USA

Pranela Rameshwar, Rutgers University, USA

ISBN: 9788793379930

Available From: December 2016

Price: € 90.00

Description:

How stem cells behave is very much a factor of their local microenvironment, also known as the stem cell niche. Physical, chemical, or electrical signals from the neighboring cells or biochemical signals from distant cells are crucial in the cell fate decision process. A major challenge of tissue engineering is to mimic the natural cell environment by designing very sophisticated scaffolds able not only to mechanically support cells, but also to release signals biologically relevant for governing stem cell fate. In addition, increasing evidence suggests that abnormal interaction of stem cells with their niche is responsible for altered cell function leading to malignant transformation.

This book discusses some of the recent advances in stem cell research that may help understanding the properties of the niche that govern stem cell fate. Technical topics discussed include:

- Stem cell biology
- Cancer stem cells
- Stem cell interactions with biomaterials
- Engineering the stem cell microenvironment
- Stem cells in tissue regeneration and repair

The Disputationes Workshop series is an international initiative aimed at disseminating stem cell related cutting edge knowledge among scientists, healthcare workers, students and policy makers. This book emerges as a result of the scientific contributions presented and discussed during the fifth Disputationes Workshop held in Aalborg (Denmark) in April 2014.

The stem cell microenvironment and its role in regenerative medicine and cancer pathogenesis is ideal for academic staff and master/research students in biomedical and health sciences

Contact River Publishers

Phone: +13-176899634 , +31-(0)-6-46573673
Email: customercare@riverpublishers.com
www.riverpublishers.com

The Netherlands Office

Lange Geer 44,
2611 PW Delft
The Netherlands

Denmark Office

Alsbjergvej 10
9260 Gistrup
Denmark

The River Publishers Series in Research and Business Chronicles: Biotechnology and Medicine

Inflammatory Bowel Disease, 2nd Edition

Editors:


Wilton Schmidt Cardozo, Padre Bento Hospital Complex, Brazil

Carlos Walter Sobrado, São Paulo Medical Association, Brazil

ISBN: 9788793379190

Available From: March 2016

Price: € 115.00



Description:

Inflammatory Bowel Disease, 2nd edition presents updated information about inflammatory bowel disease in health-care workers. The theoretical content is based on controlled and randomized clinical studies in the meta-analyzes, conducted appropriately and especially in global consensus and led by international experts. As such, the reader has access the important topics required to understand the ulcerative colitis and Crohn's disease.

The editors and chapter authors, all established names within gastroenterology and coloproctology, and having extensive experience in assisting patients with inflammatory bowel disease, provide a concise book with quick and objective reference texts that complement the knowledge of students, doctors, nurses, nutritionists and psychologists of daily clinical practice.

Contact River Publishers

Phone: +13-176899634 , +31-(0)-6-46573673
Email: customer@riverpublishers.com
www.riverpublishers.com

The Netherlands Office

Lange Geer 44,
2611 PW Delft
The Netherlands

Denmark Office

Alsbjergvej 10
9260 Gistrup
Denmark

The River Publishers Series in Research and Business Chronicles: Biotechnology and Medicine

Post-Genomic Approaches in Cancer and Nano Medicine

Editors:

Kishore R. Sakharkar, Omicsvista, Singapore


Meena K. Sakharkar, University of Saskatchewan, Canada

Ramesh Chandra, University of Delhi, India

ISBN: 9788793102866

Available From: April 2015

Price: € 95.00



Description:

Understanding the molecular mechanisms of cancer is the key for transforming cancer medicine. A substantial proportion of human genes show alternative splicing and mis-regulation of Pre-mRNA splicing is seen in several cancers.

This book further investigates these matters. The first few chapters provide an update on the role of genomics in understanding alternative splicing, and targets in cancer pathogenesis. Advances and prospects in applications of nanotechnology for cancer prevention, detection and treatment are a promising field of research. The subsequent chapters provide insights on how nanotechnology-based therapeutics are moving towards revolutionizing cancer and infectious disease treatment by minimizing toxicity and facilitating targeted delivery of drugs.

Technical topics discussed in the book include:

- Alternative splicing and cancer
- Cancer imaging
- Nanomaterials in infectious diseases
- Nanomedicine in oxidative stress and cancer
- Nanoparticle based drug delivery systems

Contact River Publishers

Phone: +13-176899634 , +31-(0)-6-46573673
Email: customer@riverpublishers.com
www.riverpublishers.com

The Netherlands Office

Lange Geer 44,
2611 PW Delft
The Netherlands

Denmark Office

Alsbjergvej 10
9260 Gistrup
Denmark

The River Publishers Series in Research and Business Chronicles: Biotechnology and Medicine

Post-Genomic Approaches in Drug and Vaccine Development

Editors:

Kishore R. Sakharkar, Omicsvista, Singapore


Meena K. Sakharkar, University of Saskatchewan, Canada

Ramesh Chandra, University of Delhi, India

ISBN: 9788793102842

Available From: April 2015

Price: € 95.00



Description:

Over the past decade, genome sequencing projects and the associated efforts have facilitated the discovery of several novel disease targets and the approval of several innovative drugs. To further exploit this data for human health and disease, there is a need to understand the genome data itself in detail, discover novel targets, understand their role in physiological pathways and associated diseases, with the aim to translate these discoveries to clinical and preventive medicine. It is equally important to understand the labors and limitations in integrating clinical phenotypes with genomic, transcriptomic, proteomic and metabolomic approaches. This book focuses on some key advances in the field.

Technical topics discussed in the book include:

- Drug discovery
- Target identification and prioritization
- Hypothesis driven multi-target drug design
- Genomics in vaccine development
- Gene regulatory networks
- Vaccine design and development
- Prediction of drug side effects *in silico*

Contact River Publishers

Phone: +13-176899634 , +31-(0)-6-46573673
Email: customercare@riverpublishers.com
www.riverpublishers.com

The Netherlands Office

Lange Geer 44,
2611 PW Delft
The Netherlands

Denmark Office

Alsbjergvej 10
9260 Gistrup
Denmark

The River Publishers Series in Research and Business Chronicles: Biotechnology and Medicine

Innovative Strategies in Tissue Engineering

Editors:

Mayuri S. Prasad, Aalborg University, Denmark

Paolo Di Nardo, University of Tor Vergata, Italy

ISBN: 9788793237094

Available From: January 2015

Price: € 90.00



Description:

In spite of intensive investments and investigations carried out in the last decade, many aspects of the stem cell physiology, technology and regulation remain to be fully defined. After the enthusiasm that characterized the first decade of the discovery that when given the right cue, stem cells could repair all the different tissues in the body; it is now time to start a serious and coordinated action to define how to govern the stem cell potential and to exploit it for clinical applications. This can be achieved only with shared research programs involving investigators from all over the world and making the results available to all.

The Disputationes Workshop series (<http://disputationes.info>) is an international initiative aimed at disseminating stem cell related cutting edge knowledge among scientists, healthcare workers, students and policy makers. The present book gathers together some of the ideas discussed during the third and fourth Disputationes Workshops held in Florence (Italy) and Aalborg (Denmark), respectively. The aim of this book is to preserve those ideas in order to contribute to the general discussion on organ repair and to bolster a fundamental scientific and technological leap forwards the treatment of otherwise incurable diseases.

Contact River Publishers

Phone: +13-176899634 , +31-(0)-6-46573673
Email: customer@riverpublishers.com
www.riverpublishers.com

The Netherlands Office

Lange Geer 44,
2611 PW Delft
The Netherlands

Denmark Office

Alsbjergvej 10
9260 Gistrup
Denmark

The River Publishers Series in Research and Business Chronicles: Biotechnology and Medicine

Stem Cell Biology and Regenerative Medicine

Editors:

Pierre Charbord, University Pierre and Marie Curie

Charles Durand, University Pierre and Marie Curie

ISBN: 9788793237070

Available From: January 2015

Price: € 115.00



Description:

The study of stem cell biology is under intensive investigations. Because stem cells have the unique capability to self-renew and differentiate into one or several cell types, they play a critical role in development, tissue homeostasis and regeneration. Stem cells also constitute promising cell candidates for cell therapy.

The aim of this book is to provide an accurate knowledge on stem cell biology and regenerative medicine. This book will cover many topics in the field and is based on seminars given by recognized scientists involved the international master program on stem cell biology at the University Pierre and Marie Curie (UPMC) in Paris.

Contact River Publishers

Phone: +13-176899634 , +31-(0)-6-46573673
Email: customercare@riverpublishers.com
www.riverpublishers.com

The Netherlands Office

Lange Geer 44,
2611 PW Delft
The Netherlands

Denmark Office

Alsbjergvej 10
9260 Gistrup
Denmark

The River Publishers Series in Research and Business Chronicles: Biotechnology and Medicine

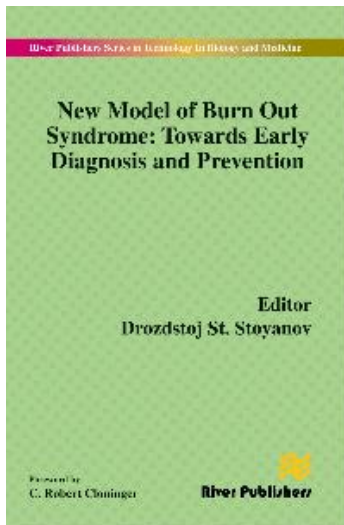
New Model of Burn Out Syndrome: Towards early diagnosis and prevention

Editor: Drozdstoj Stoyanov, Medical University, Plovdiv. Bulgaria

ISBN: 9788793102705

Available From: June 2014

Price: € 90.00



Description:

This book is based on our most recent investigations revealing the complexity of the determinants of burn out in different populations at risk (health care professions, teachers, social workers etc.). Based on our empirical study we have developed a model of vulnerability to burn out which explains it as a specific complementary interaction between certain personality profile and the psychological climate at work place. In the course of evaluation there have been employed different inventories which are now validated as an assessment battery in about 300 subjects. Temperament and Character Inventory (revised) has been exclusively standardized for Bulgarian population as well. Although burn out syndrome (BOS) is thoroughly discussed in modern literature, the present proposal is unique in the following aspects:

- It emphasizes the role of personality profiling understood as complementary construct to the dimensional measures of psychological climate. In this way the authors challenge traditional views of BOS as systematic phenomenon
- This book aims at establishment of the vulnerability to BOS (proneness) as well as to revealing of the protective factors and therefore to underpin early diagnosis and prevention programs.
- Our book brings together several perspectives: the clinical (psychological and psychopathological) with the management perspective. In this way it is most suitable for both general and specialized audience, including health care managers and mental health professionals, such as trainees in psychiatry
- This book consist of entirely original investigation of BOS in specific populations at risk with novel battery of assessment tools

Contact River Publishers

Phone: +13-176899634 , +31-(0)-6-46573673
Email: customer@riverpublishers.com
www.riverpublishers.com

The Netherlands Office

Lange Geer 44,
2611 PW Delft
The Netherlands

Denmark Office

Alsbjergvej 10
9260 Gistrup
Denmark

The River Publishers Series in Research and Business Chronicles: Biotechnology and Medicine

Fisiologia cardiovascolare: Un approccio integrato

Author: Gianni Losano, Raffaella Rastaldo, Pasquale Pagliaro, Università di Torino, Italia, Amedeo Chiribiri, King's College London, UK

ISBN: 9788792982063

Available From: January 2013

Price: € 110.00



Description:

Lo scopo generale di questo testo è quello di offrire una presentazione integrata dei vari aspetti della fisiologia cardiovascolare. L'integrazione riguarda anche le parti di ogni singolo capitolo in modo che il lettore sia utilmente seguito nell'apprendimento. Accanto a questa impostazione, gli autori hanno anche cercato di fornire alcuni aggiornamenti collegandoli con le nozioni ormai consolidate. Per adeguarsi al piano prefissato, il libro descrive la fisiologia del cuore dalla struttura alla funzione. Di conseguenza l'elettrofisiologia è illustrata con lo scopo di chiarire le proprietà dei tessuti funzionali del cuore, vale a dire l'automatismo, la conduttività, l'eccitabilità e la contrattilità, quest'ultima vista come base dell'emodinamica. Inoltre la fisiologia del cuore è trattata negli aspetti che la collegano al postcarico arterioso, alla gettata e al ritorno venoso in condizioni normali e patologiche. Un'efficace integrazione delle varie parti richiede ovviamente una scrittura semplice, che tuttavia non comprometta il rigore del discorso scientifico.

A differenza di altri pur prestigiosi testi che spesso limitano assai la descrizione della circolazione coronarica, questo libro cerca di trattare in modo adeguato un argomento estremamente importante nella patologia cardiaca. Spazio infine è stato dato a temi emergenti quali i fattori endoteliali e le procedure di protezione miocardica.

Contenuto: Prefazione; Il cuore e il circolo; Struttura della fibra miocardica; Elettrofisiologia cardiaca; I tessuti funzionali del cuore; Il ciclo cardiaco; La gettata cardiaca e il ritorno venoso al cuore; I fattori che controllano la forza di contrazione nel cuore; La pressione arteriosa; Il lavoro e il metabolismo cardiaco; L'elettrocardiogramma; L'emodinamica vascolare; Il controllo nervoso dell'apparato cardiovascolare; Il controllo umorale dell'apparato cardiovascolare; Le circolazioni distrettuali; La circolazione polmonare; Adattamenti dell'apparato cardiovascolare a situazioni di emergenza; La protezione del miocardio contro danni da ischemia-riperfusion; La circolazione della linfa; Imaging funzionale dell'apparato cardiovascolare: come studiare la fisiologia umana in vivo

Contact River Publishers

Phone: +13-176899634 , +31-(0)-6-46573673
Email: customercare@riverpublishers.com
www.riverpublishers.com

The Netherlands Office

Lange Geer 44,
2611 PW Delft
The Netherlands

Denmark Office

Alsbjergvej 10
9260 Gistrup
Denmark

The River Publishers Series in Research and Business Chronicles: Biotechnology and Medicine

The Principles and Practice of Antiaging Medicine for the Clinical Physician

Author: Vincent C. Giampapa, University of Medicine and Dentistry of New Jersey, USA

ISBN: 9788792329431

Available From: January 2013

Price: € 98.50



Description:

This book takes a whole new perspective concerning the approach to treating aging process. Most doctors feel they have no other options but to operate on the physical processes that occur as we grow older. Now, for the first time, there is another scientific approach that impacts on the causes of aging and not just on the effects.

The basic principles and practice of anti-aging medicine and age management clearly and succinctly explains the solid scientific research behind doctor Giampapa's revolutionary theories, revealing that a key number of bio chemical processes at the cellular level can be clinically manipulated to successfully improve the physical signs of aging even without surgery.

Dr. Giampapa gives the clinical dermatologist and plastic surgeon the knowledge and tools to successfully incorporate anti-aging medicine into their practice. These tools not only improve the longevity of their cosmetic procedures but markedly enhance the quality of life and health that patients can experience.

Throughout the book a new concept of aging is built around preserving DNA function and replication. Treatment concepts are centered around:

- Controlling blood sugar levels and glycation;
- Inhibiting cellular inflammation;
- Supplying the correct combination of antioxidants;
- Improving gene regulation and methylation;
- Following a simple diet guide and exercise plan;
- Regulating age-related hormonal declines;
- Improving DNA repair and decreasing DNA damage.

Containing hundreds of scientific medical references as a valuable resource for future investigation and information, this book is an essential addition to the cosmetic physicians library.

Contact River Publishers

Phone: +13-176899634 , +31-(0)-6-46573673
Email: customercare@riverpublishers.com
www.riverpublishers.com

The Netherlands Office

Lange Geer 44,
2611 PW Delft
The Netherlands

Denmark Office

Alsbjergvej 10
9260 Gistrup
Denmark

The River Publishers Series in Research and Business Chronicles: Biotechnology and Medicine

Tumor marker & Carcinogenesis

Author: Manjul Tiwari

ISBN: 9788792329370

Available From: November 2012

Price: € 70.00



Description:

Cancer may be regarded as a group of diseases characterized by an (i) abnormal growth of cells (ii) ability to invade adjacent tissue and even distant organs and (iii) the eventual death of the affected patient if the tumor has progressed beyond that stage when it can be successfully removed. Cancer can occur at any site or tissue of the body and may involve any type of cells.

In 1995 the south East Asia Region of WHO found that there is great majority of cancers of the oral cavity in India. These and other international variations in the pattern of oral cancer are attributed to multiple factors such as environmental factors, food habits, life style, genetic factor or even inadequacy in detection and reporting of cases. Oral cancers are also predominantly environment related and have socio-cultural relationship³¹.

Majority of malignancies arising in oral mucosa are epithelial in origin approximately 90% of being squamous cell carcinomas. Management of oral carcinoma includes early diagnosis, accurate assessment of prognosis and proper therapeutic intervention. Tumormarkers play an important role in all the aspect of management of oral cancer.

Tumor markers are a group of proteins (oncoprotein, immunoglobulin, albumin, globulin), hormones (adrenal corticotrophic hormone (ACTH), calcitonin, catecholamines), enzymes (acid phosphatase, alkaline phosphatase, amylase, creatine kinase), receptors (estrogen receptor, progesterone receptor, interleukin-2 receptor, and epidermal growth factor receptor), and other cellular products that are over expressed (produced in higher than normal amounts) by malignant cells⁴⁸. Tumor markers are usually normal cellular constituents that are present at normal or very low levels in the blood of healthy persons and the Carcinogenesis (meaning literally, the creation of cancer) is the process by which normal cells are transformed in to cancer cells.

Carcinogenesis is a multistep process resulting from the sequential perturbation of both positive and regulatory networks that normally allow the somatic cell to live a cooperative existence within the society of normal cells that comprise an organism. Normal cells even programmed to give their own life for the good of the organism. Any genetic or epigenetic changes that allow a cell to escape these societal constraints represent a step toward cancer. Survival of the fittest cells allows for the clonal expansion of progeny cells with ever increasing numbers of genetic or epigenetic changes that favor even greater antisocial and selfish behavior of the cancer cell within the organism. Carcinogenesis is caused by mutation of the genetic material of normal cells, which upsets the normal balance between proliferation and cell death. This results in uncontrolled cell division and tumor formation. The uncontrolled and often rapid proliferation of cells can lead to benign tumors. Some types of these may turn in to malignant tumors.

Contact River Publishers

Phone: +13-176899634, +31-(0)-6-46573673
Email: customercare@riverpublishers.com
www.riverpublishers.com

The Netherlands Office

Lange Geer 44,
2611 PW Delft
The Netherlands

Denmark Office

Alsbjergvej 10
9260 Gistrup
Denmark

The River Publishers Series in Research and Business Chronicles: Biotechnology and Medicine

Alcohol, Tobacco and Oral Precancerous Disorders

Author: Manjul Tiwari, Sharda University, India

ISBN: 9788792329851

Available From: December 2011

Price: € 50.00



Description:

The combined effect of chewing tobacco (areca quid chewing) alcohol drinking and smoking greatly increase the risk of Oral Precancerous Disorders (like Leukoplakia, Erythroplakia, Oral submucous fibrosis and Verrucous lesions) in oral cavity. In developing countries of South East Asia, Indian people develop more oral precancerous disorders like Leukoplakia, Erythroplakia, Oral submucous fibrosis and Verrucous lesions compare to many other developed countries. It is estimated that in India 75% of cancers of oral cavity are attributable to tobacco chewing, smoking and alcohol drinking. So the purpose of this book is to present the correlations of these premalignant disorders microscopically with in tobacco users and alcohol drinkers.

Contact River Publishers

Phone: +13-176899634 , +31-(0)-6-46573673
Email: customercare@riverpublishers.com
www.riverpublishers.com

The Netherlands Office

Lange Geer 44,
2611 PW Delft
The Netherlands

Denmark Office

Alsbjergvej 10
9260 Gistrup
Denmark

The River Publishers Series in Research and Business Chronicles: Biotechnology and Medicine

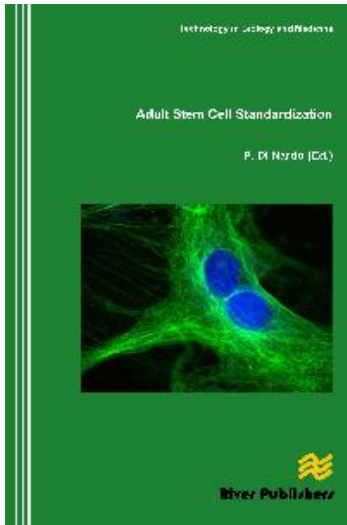
Adult Stem Cell Standardization

Editor: Paolo Di Nardo, University of Rome Tor Vergata, Rome, Italy

ISBN: 9788792329745

Available From: November 2011

Price: € 90.00



Description:

Stem cell research and technology represent a major challenge for treating otherwise non-curable patients. A decade of intensive research has demonstrated that initial hopes based more on the will to succeed than on solid scientific bases can be translated into factual techniques only by adopting more rigorous procedures and strategies. Among other major impediments, the failure so far experienced in applying stem cell technologies to repair parenchymal organs can be ascribed to the lack of sufficient knowledge of basic mechanisms, but also to the lack of standardized criteria and protocols. Very often each laboratory follows its own "recipe" using erratic nomenclature and non-comparable, if not confusing, experimental protocols. All this makes it difficult to learn from the others and, ultimately, hampers the advance of knowledge on stem cell behavior.

The ambitious goal of this book is to gather the most innovative and scientifically robust knowledge and technologies on stem cells and involve investigators from academy and industry in formulating recommendations to standardize the isolation and manipulation of stem cells using solid and well-documented knowledge rather than fragmentary and often unrepeatable experimental reports.

Contact River Publishers

Phone: +13-176899634 , +31-(0)-6-46573673
Email: customercare@riverpublishers.com
www.riverpublishers.com

The Netherlands Office

Lange Geer 44,
2611 PW Delft
The Netherlands

Denmark Office

Alsbjergvej 10
9260 Gistrup
Denmark

The River Publishers Series in Research and Business Chronicles: Biotechnology and Medicine


Theory, Techniques and Applications of Nanotechnology in Gene Silencing

Author: Surendra Nimesh, Clinical Research Institute of Montreal and Ramesh Chandra, University of Delhi, India

ISBN: 9788792329837

Available From: November 2011

Price: € 110.00



Description:

Gene silencing mediated through short interfering RNAs (siRNAs) is rapidly emerging as a new class of therapeutics for the treatment of inherited and acquired diseases. However, poor cellular uptake and instability in physiological conditions limits its therapeutic potential, hence there arises a need to develop a delivery system which can protect and efficiently transport siRNA to the target cells. Nanotechnology based non-viral vectors have been proposed as a potential alternate. Various polymeric nanoparticles have been shown as suitable delivery candidates with high cellular uptake efficiencies and advantage of reduced cytotoxicity. These delivery vectors form condensed complexes with siRNA which in turn provides protection to siRNA from enzymatic degradation and further leads to enhanced tissue and cellular targeting. Nanoparticles prepared from various polymers like polyethylenimine, chitosan have been largely exploited, as they bear several advantages such as, easy manipulability, high stability, low cost and high payload. Though numerous publications have appeared in the literature, there was still need to get more information under one roof, as book compilation which could provide a systematic account of all the aspects of nanotechnology mediated gene silencing right from the preparation of nanoparticles to in vitro and in vivo characterization followed by various applications in vitro and in vivo models. This book focuses on various aspects of nanotechnology based gene silencing. The initial chapters detail the techniques available for in vitro and in vivo characterization of nanoparticles. In the later chapters, exhaustive details about various polymeric systems employed for gene silencing has been accounted.

The important topics discussed in the book include:-

- Introduction to Nanotechnology
- Physicochemical? Characterization of Nanoparticles
- In Vitro and In Vivo Characterization of Nanoparticles
- Concept and Barriers to Gene Silencing
- Nanoparticles Mediated Targeted siRNA delivery
- Polymers for siRNA Delivery
- Chitosan
- Polyethylenimine
- Poly-L-lysine
- Atelocollagen
- Protamine
- Dendrimers
- Cyclodextrin
- Poly (D, L-lactide-co-glycolide)
- Nanomaterials for siRNA delivery; Keyword Index

Contact River Publishers

Phone: +13-176899634 , +31-(0)-6-46573673
Email: customercare@riverpublishers.com
www.riverpublishers.com

The Netherlands Office

Lange Geer 44,
2611 PW Delft
The Netherlands

Denmark Office

Alsbjergvej 10
9260 Gistrup
Denmark

The River Publishers Series in Research and Business Chronicles: Biotechnology and Medicine

Disputationes Proceeding: Adult Progenitor Cell Standardization, 1-3 December 2010

Author: Disputationes Proceeding: Adult Progenitor Cell Standardization, 1-3 December 2010

ISBN: 9788792329547

Available From: December 2010

Price: € 0.00



Description:

Welcome Message from the Chairman

Stem cell research and technology represent a major challenge for treating non-otherwise curable patients. A decade of intensive research has demonstrated that initial hopes based more on enthusiasm than on solid scientific bases can be translated in factual techniques only by adopting more rigorous procedures and strategies. Among other major impediments, the failure so far experienced in applying stem cell technologies to repair parenchymal organs can be ascribed to the lack of sufficient knowledge on basic mechanisms, but also standardized criteria and protocols. Very often, each laboratory follows its own "recipe" using erratic nomenclature and non comparable, if not confusing, experimental protocols.

All this makes it difficult to learn from the others and, ultimately, hampers the progression of knowledge on stem cell behaviour. The ambitious goal of this meeting is to gather the most innovative and scientifically robust knowledge and technologies on stem cells and involve investigators from academy and industry in formulating recommendations to standardize the isolation and manipulation of stem cells using solid and well-documented knowledge rather than fragmentary and often unrepeatable experimental reports.

- Paolo Di Nardo (MD)
- General Chair - APCS'10
- Laboratorio Cardiologia Molecolare & Cellulare
- Dip. Medicina Interna
- University of Tor Vergata
- Via Montpellier, 1 00136
- Roma, Italy

[Click here](#) to Download the Proceeding

Contact River Publishers

Phone: +13-176899634 , +31-(0)-6-46573673
Email: customercare@riverpublishers.com
www.riverpublishers.com

The Netherlands Office

Lange Geer 44,
2611 PW Delft
The Netherlands

Denmark Office

Alsbjergvej 10
9260 Gistrup
Denmark